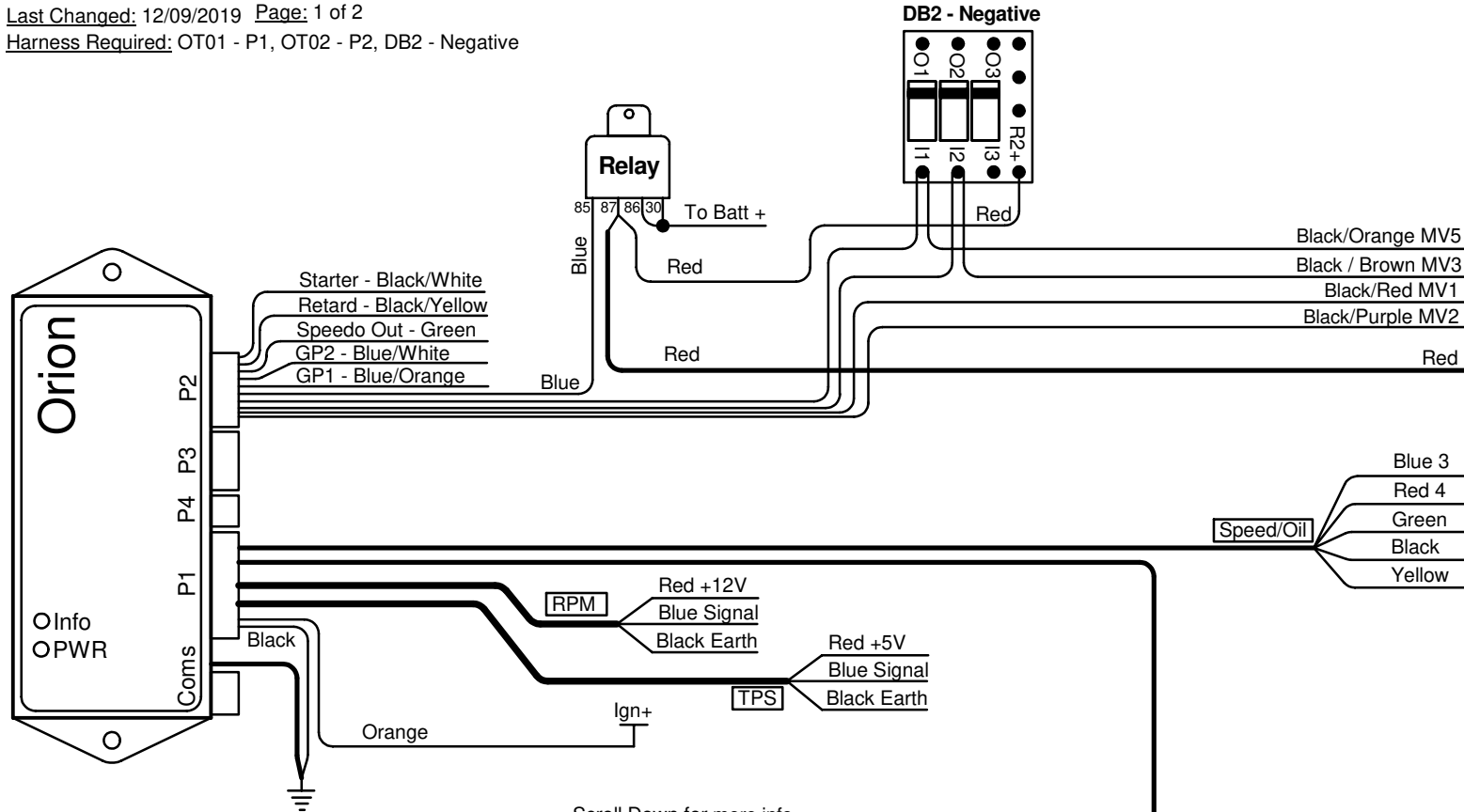


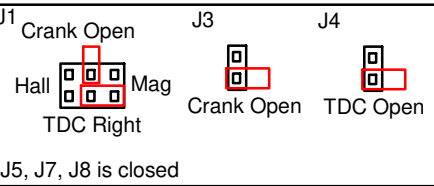
# ZF 4HP22-24 4Spd 4Sol St

Last Changed: 12/09/2019 Page: 1 of 2

Harness Required: OT01 - P1, OT02 - P2, DB2 - Negative



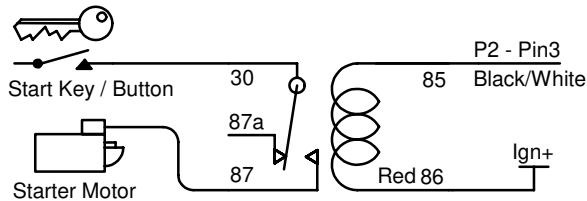
## Jumper Settings - See Manual for Location



Scroll Down for more info


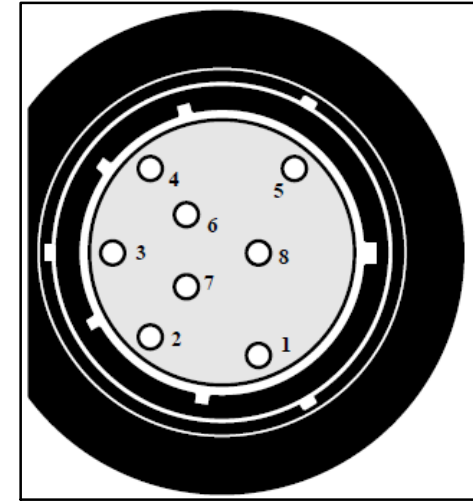
Option 2

Orion Starter Lock out if Shifter switch is installed



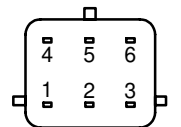
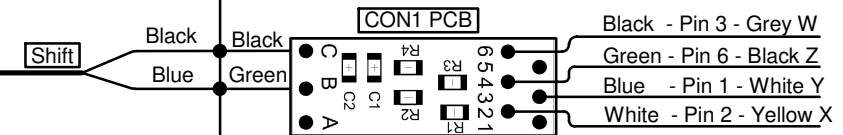
Gearbox Connector

NB! Looking into Case Conector



Note! Pin 2 is not used NB on 4 Sol transmission

4HP24	Harness Color	Resistance
5 MV1	Gearbox Black/Red	Shift 1 30 - 34 Ohm
8 MV2	Gearbox Black/Purple	Shift2 30 - 34 Ohm
2 MV4	Gearbox Blue/White	Rev L 30 - 34 Ohm
7 MV3	Gearbox Black/Brown	Lockup 25 - 46 Ohm
1 MV5	Gearbox Black/Orange	Line Press 2.5 - 6.5 Ohm
3 OSD	Speed/Oil Blue	Magnetic Speed Sensor 265 Ohm
4 OSD	Speed/Oil Red	Magnetic Speed Sensor
6 PWR	Red	+12Volt to Solenoids

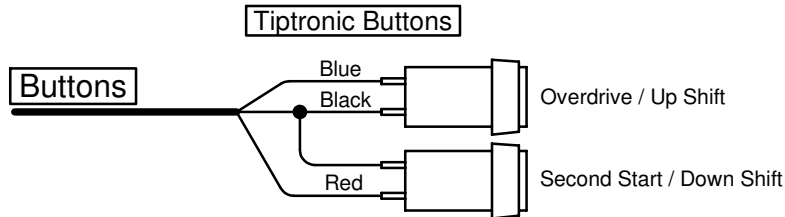
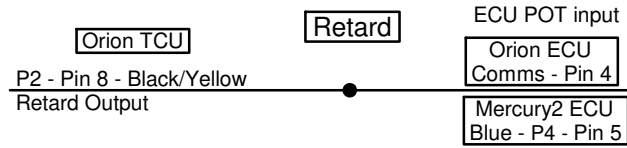


Shifter Connector

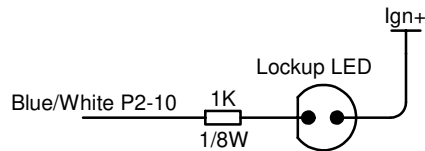
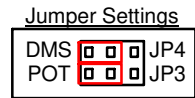
# ZF 4HP22-24 4Spd 4Sol St

Last Changed: 12/09/2019 Page: 2 of 2

Harness Required: OT01 - P1, OT02 - P2, DB2 - Negative

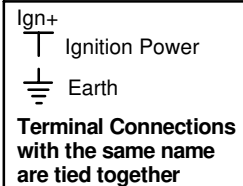


Note this feature requires the OT20 Harness. Ensure that the jumper settings is corect for it.

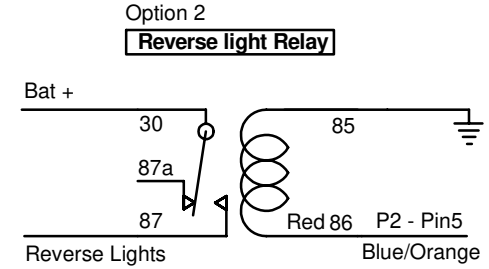


NB! Resistors are requierd LED's

Note this feature share the Speed output. Put the Speed output off in software to use it.



**Note:** Harnesses pin-outs and colours are layed out on the GP Priority Sheet



Note this feature share the GP1 output. Put the GP1 output off in software to use it.

