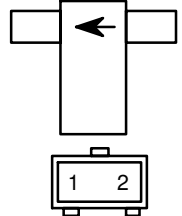
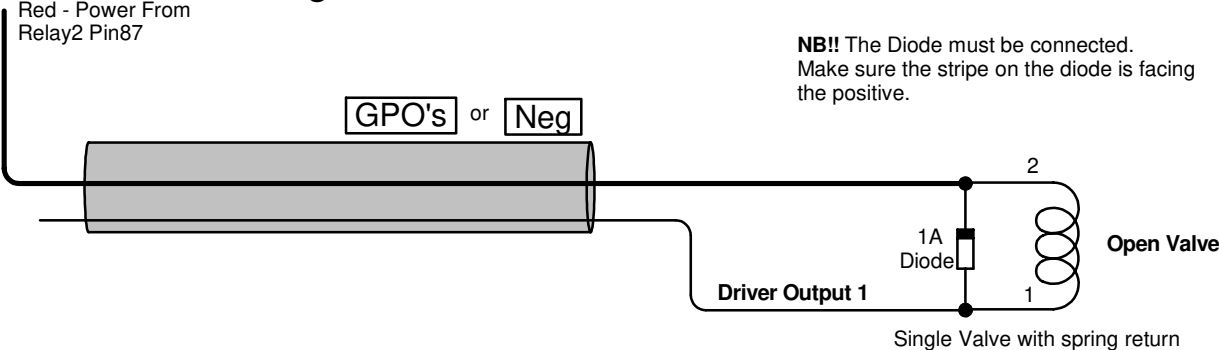


Single Idle Valve with Spring Return

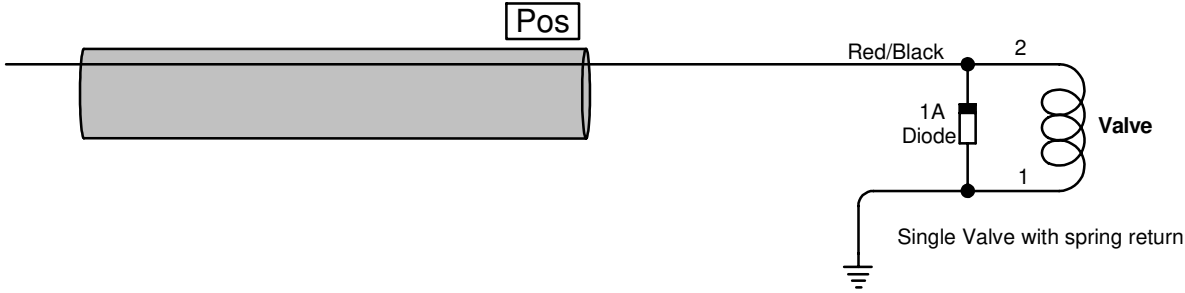
Last Changed: 13/11/2018

Negative Drivers from ECU



Idle Motor Golf

Positive Drivers from ECU



Note: The connection to the ECU changes with the GP Output Priority selection. View the Priority spreadsheet for the specific firmware to see which output is selected. Then make sure on how to connect between the 2 options above. It could be connected on a negative or positive driver. Note the Blue wire on the stepper controller is connected differently for the 2 types of connections.

Software Settings

Idle Control Type