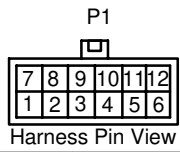
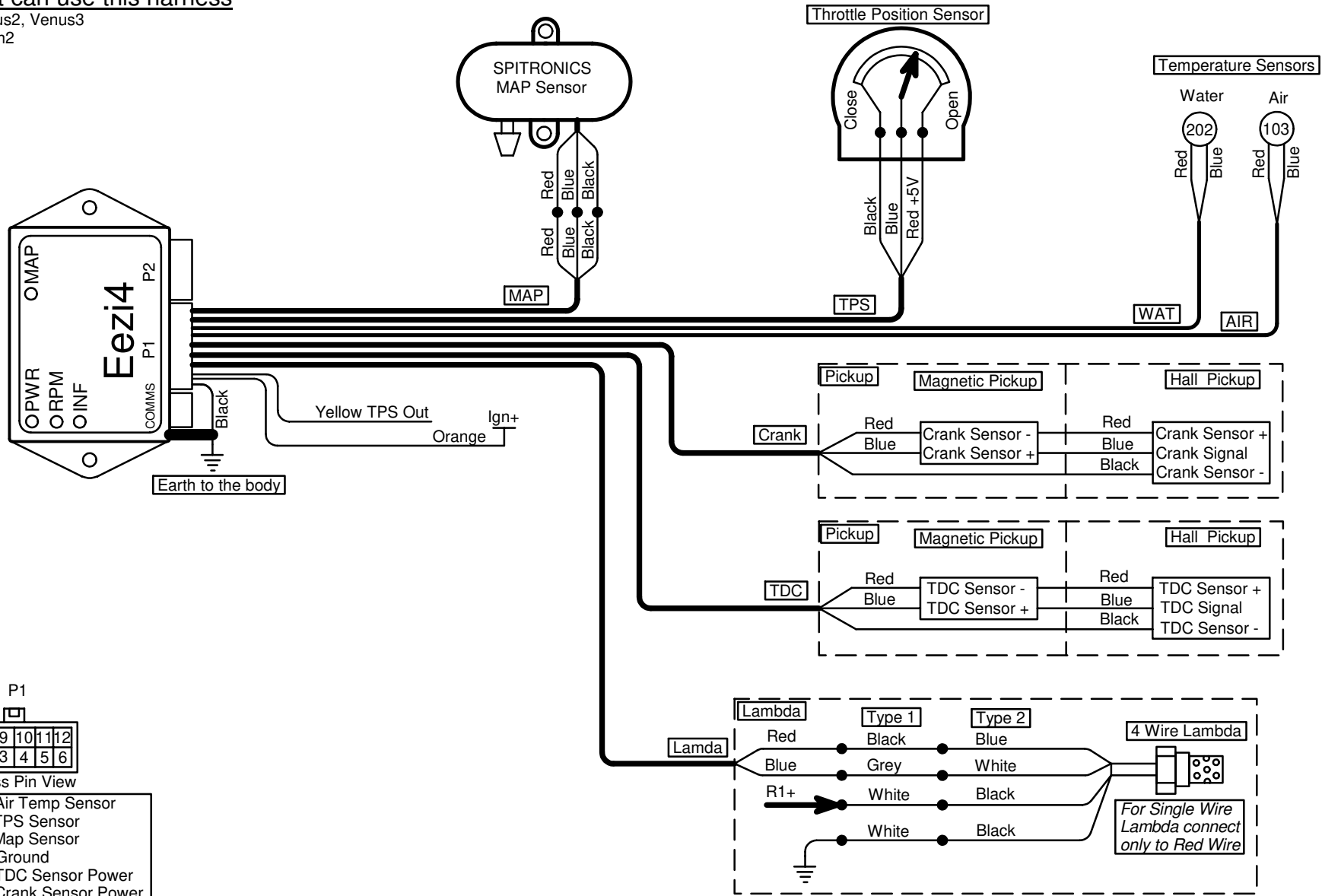


E4P1 2A Crank Cam Separate Input Harness Wiring

Last Changed: 08/07/2023

Products that can use this harness

Titan / Venus, Venus2, Venus3
 Saturn, Orion, Orion2
 Eezi4



- 1. Red - Air Temp Sensor
- 2. Blue - TPS Sensor
- 3. Blue - Map Sensor
- 4. Black - Ground
- 5. Red - TDC Sensor Power
- 6. Red - Crank Sensor Power
- 7. Red - Water Temp Sensor
- 8. Red - Lamda Sensor +
- 9. Red - +5V Output
- 10. Red - +12V Ign Input
- 11. Blue - TDC Sensor Signal
- 12. Blue - Crank Sensor Signal

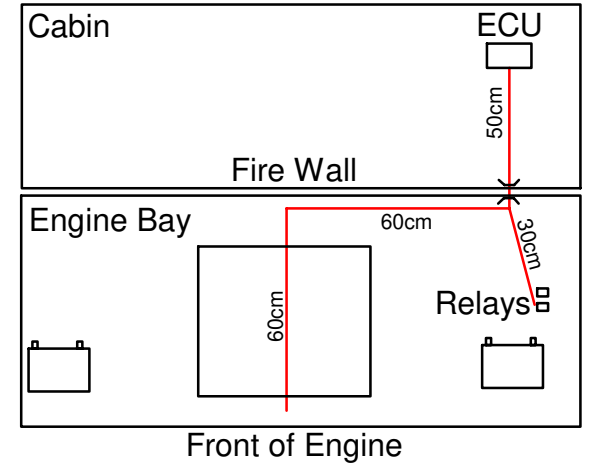
Connector Pinouts

E4P1 2A Crank Cam Separate Input Harness Layout

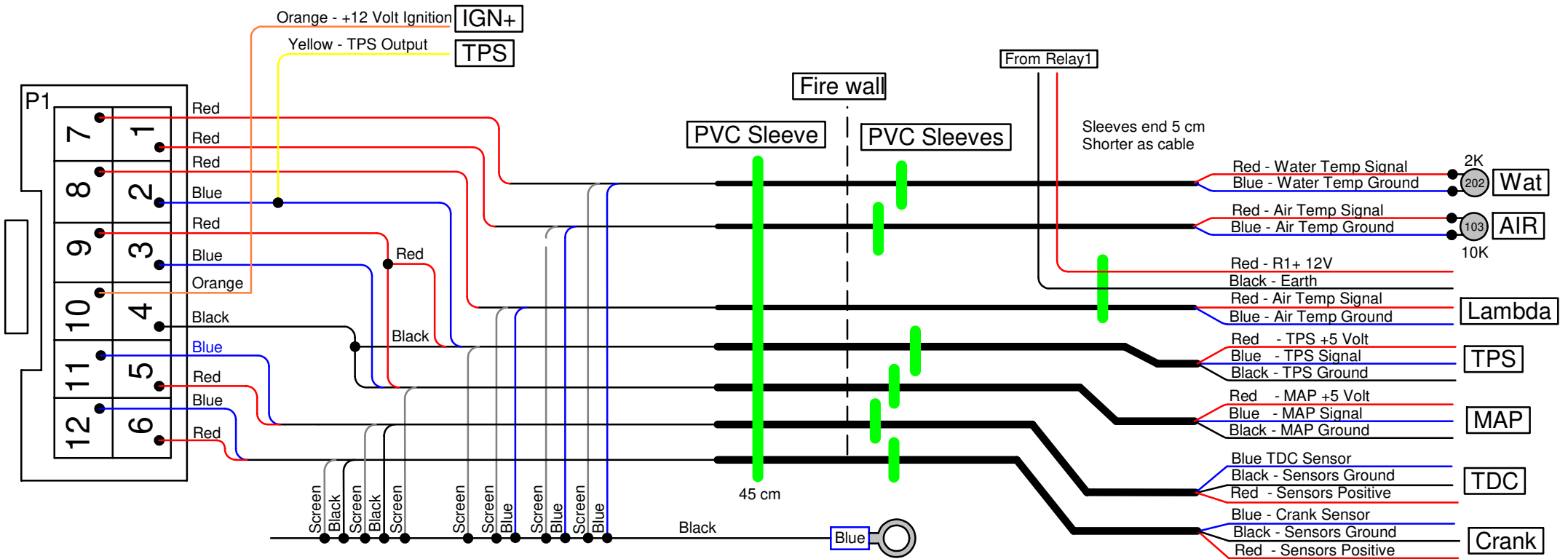
Last Changed: 08/07/2023

Products that can use this harness

Titan / Venus, Venus2, Venus3
 Saturn, Orion, Orion2
 Eezi4



Use PVC Sleeve That is smallest diameter to fit the wires



E4P1 2A Crank Cam Separate Input Harness Design

Last Changed: 08/07/2023

Products that can use this harness

Titan / Venus, Venus2, Venus3
 Saturn, Orion, Orion2
 Eezi4

See Layout for PVC Sleeve information
 and other wiring to complete Harness

