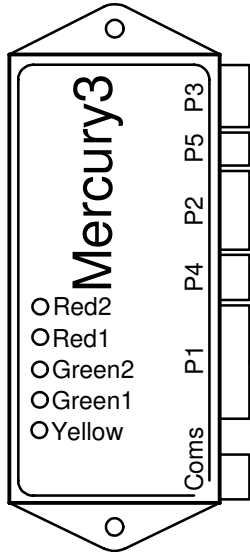
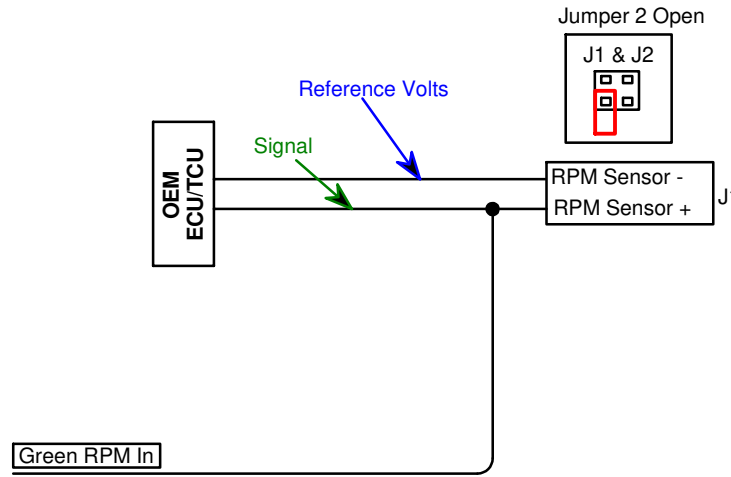


RPM Sensor Wiring M71-P1

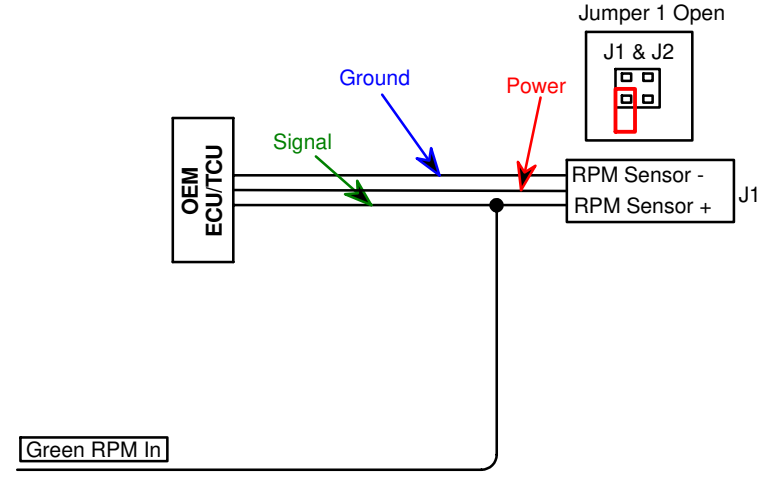
Harness: M71-P1
Last Changed: 26/02/2026



Magnetic RPM Sensor Tap-In



Hall or Optic or Tacho RPM Sensor Tap-In



Note that Mercury2 or Orion ECU's have a green RPM Output on the P2 conectors. This can be tied to the TCU RPM Input directly. Ensure that both ECU and TCU share the same earth point. TCU Input pulses must be the same as RPM output pulses of the ECU.

Software Settings

Active Sensors

- RPM
- Speed