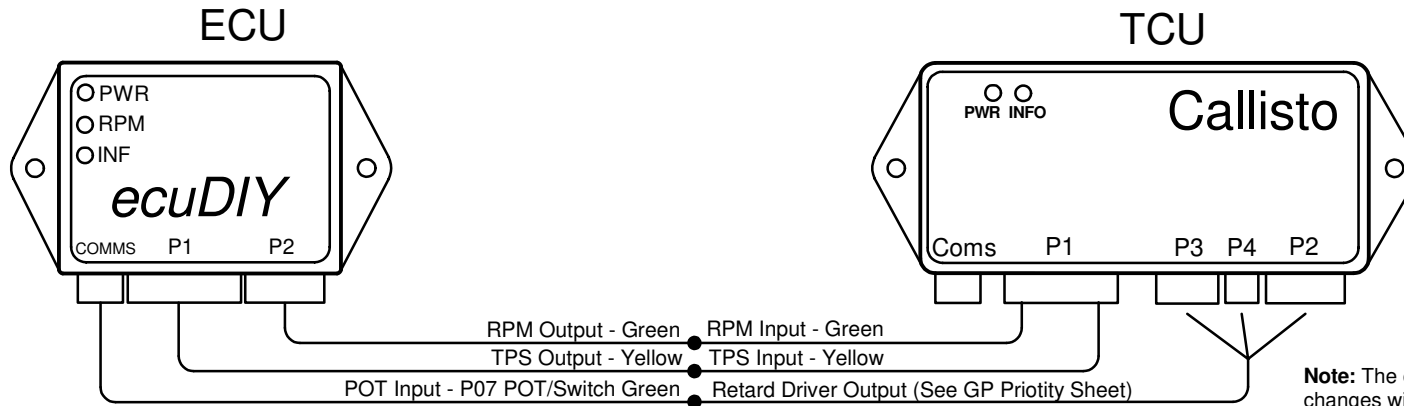
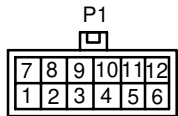


EZ42B Badger ECU to Callisto TCU Handshake

Last Changed: 19/05/2026



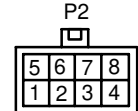
Note: The connection from the Callisto TCU changes with its GP Output Priority selection. View the Priority spreadsheet for the specific firmware to see which output is used as Retard output. It will be a negative driver.



Harness Pin View

- 1. Yellow/Black -
- 2. Green/Black - TPS Sensor
- 3. Green/Red -
- 4. Black -
- 5. Red -
- 6. Red -
- 7. Yellow/Red -
- 8. Yellow/Green -
- 9. Red -
- 10. Orange -
- 11. Blue -
- 12. Blue -

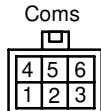
Connector Pinouts



Harness Pin View

- 1. Black/Purple -
- 2. Black/Orange -
- 3. Black/White -
- 4. Blue -
- 5. Blue/Orange -
- 6. Black/Red -
- 7. Black/Brown -
- 8. Black/Yellow -
- 9. Green - RPM Out
- 10. Blue/White -

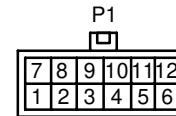
Connector Pinouts



Harness Pin View

- 1. Yellow -
- 2. Green -
- 3. Black -
- 4. Green - POT
- 5. Yellow -
- 6. Red -

Connector Pinouts



Harness Pin View

- 1. Yellow/Black -
- 2. Yellow - TPS Signal Input
- 3. Green/Red -
- 4. Black -
- 5. Red -
- 6. -
- 7. Yellow/Red -
- 8. Yellow/Green -
- 9. -
- 10. Orange -
- 11. Blue -
- 12. Green - RPM Signal In

Connector Pinouts

Software Settings

Adj Pot

Adjustment Pot

POT Selection Retard

POT Value 15