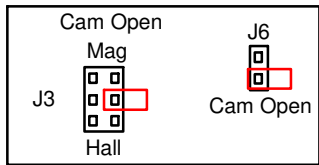
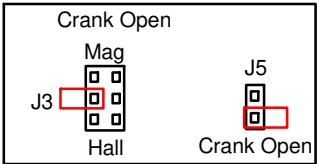
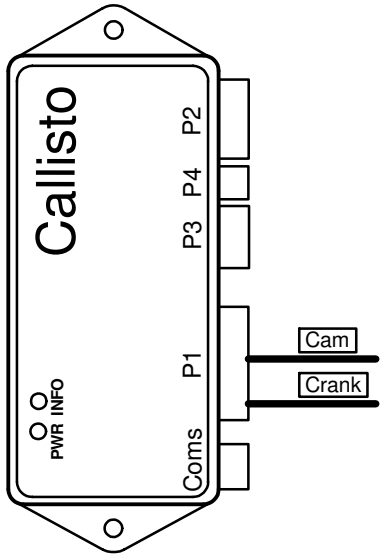


Callisto Crank and Cam Sensor Tap In

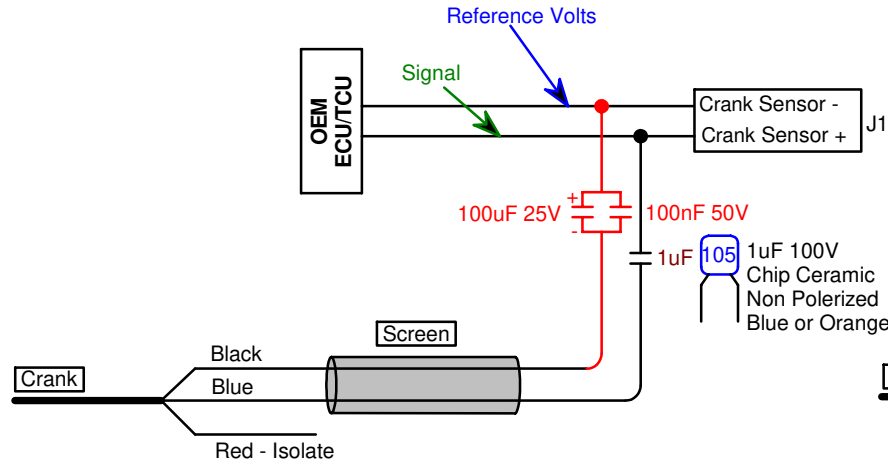
Last Changed: 08/05/2026

Harness: E60-P1, E61-P1, E67-P1



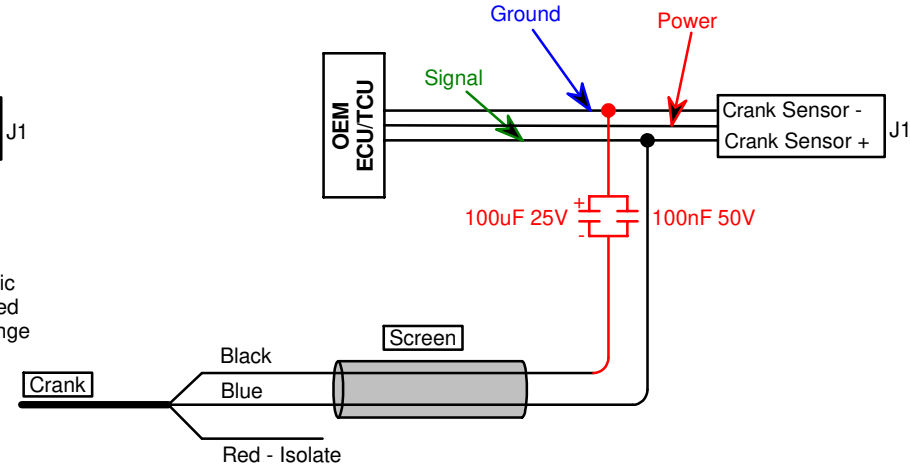
Tap-In Jumper Settings

Magnetic Crank Sensor Tap-In and filter



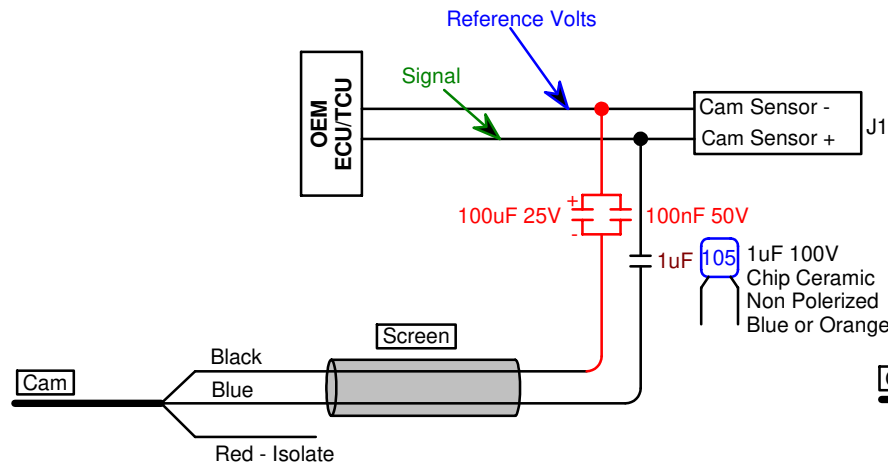
Note! Optional Capacitors from reference to black will help prevent interference in ECU earth differences. If not used, leave the black un-connected and isolate.

Hall or Optic Crank Sensor Tap-In and filter



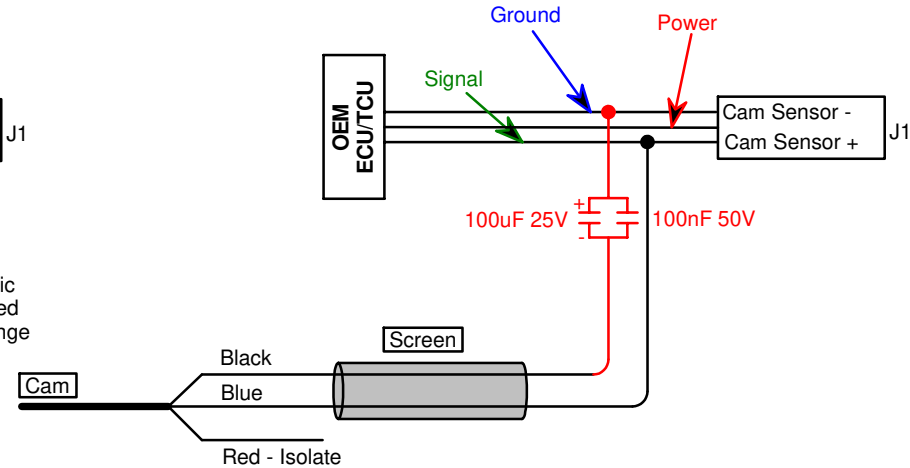
Note! Optional Capacitors from reference to black will help prevent interference in ECU earth differences. If not used, leave the black un-connected and isolate. Connect Callisto earth with the OEM ECU earth.

Magnetic Cam Sensor Tap-In and filter



Note! Optional Capacitors from reference to black will help prevent interference in ECU earth differences. If not used, leave the black un-connected and isolate.

Hall or Optic Cam Sensor Tap-In and filter



Note! Optional Capacitors from reference to black will help prevent interference in ECU earth differences. If not used, leave the black un-connected and isolate. Connect Callisto earth with the OEM ECU earth.