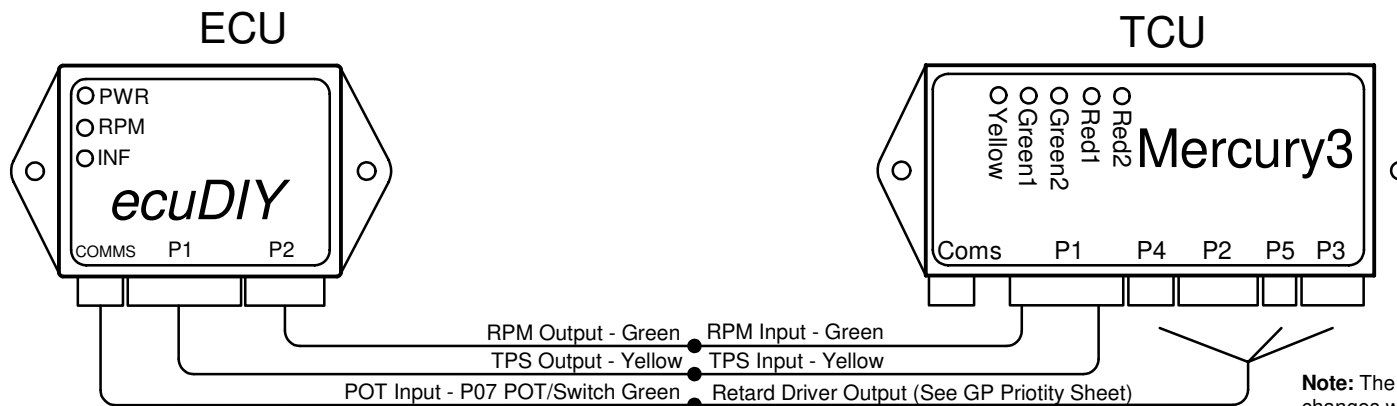
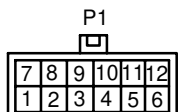


# EZ42B Badger ECU to Mercury3 TCU Handshake

Last Changed: 19/05/2026



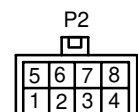
**Note:** The connection from the Mercury3 TCU changes with its GP Output Priority selection. View the Priority spreadsheet for the specific firmware to see which output is used as Retard output. It will be a negative driver.



Harness Pin View

- 1. Yellow/Black -
- 2. Green/Black - TPS Sensor
- 3. Green/Red -
- 4. Black -
- 5. Red -
- 6. Red -
- 7. Yellow/Red -
- 8. Yellow/Green -
- 9. Red -
- 10. Orange -
- 11. Blue -
- 12. Blue -

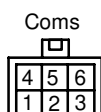
Connector Pinouts



Harness Pin View

- 1. Black/Purple -
- 2. Black/Orange -
- 3. Black/White -
- 4. Blue -
- 5. Blue/Orange -
- 6. Black/Red -
- 7. Black/Brown -
- 8. Black/Yellow -
- 9. Green - RPM Out
- 10. Blue/White -

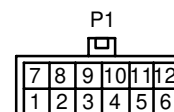
Connector Pinouts



Harness Pin View

- 1. Yellow -
- 2. Green -
- 3. Black -
- 4. Green - POT
- 5. Yellow -
- 6. Red -

Connector Pinouts



Harness Pin View

- 1. Red -
- 2. Yellow - TPS Signal Input
- 3. Blue -
- 4. Black -
- 5. -
- 6. -
- 7. Blue -
- 8. White -
- 9. -
- 10. Orange -
- 11. Blue -
- 12. Green - RPM Signal In

Connector Pinouts

## Software Settings

Adj Pot

### Adjustment Pot

POT Selection Retard

POT Value 15