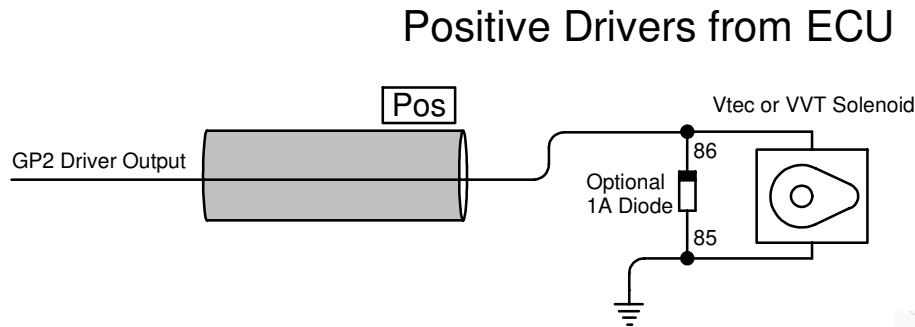
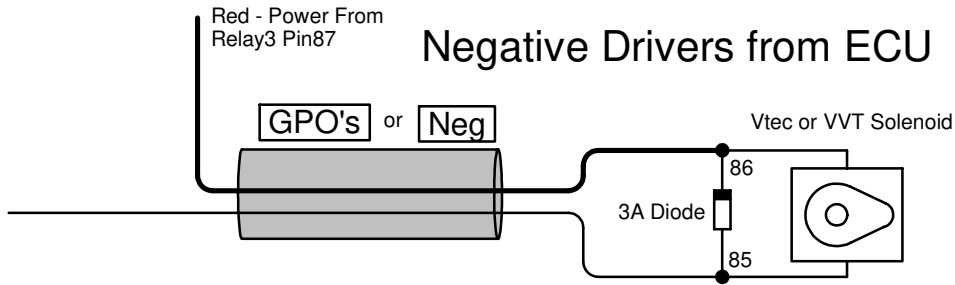
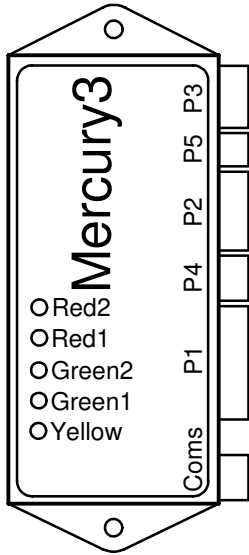


# Vtech Solenoid Control

Last Changed: 22/10/2025

**Note:** Make sure the stripe of the Diode is connected on the positive side.



**Note:** The connection to the Mercury ECU changes with the GP Output Priority selection, View the Priority spreadsheet for the specific firmware to see which output is selected. Then make sure on how to connect between the 2 options above. It could be connected on a negative or positive driver.

Software Settings

### General Purpose Outputs

Output Selected

Driver Output **GP Output 2**

### Output Settings

Min  (RPM) Max  (RPM)

V-tech TPS  (%)