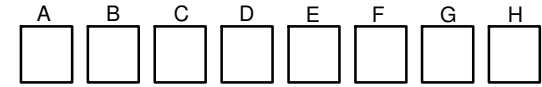


8Cyl Split Seq High Imp Dual Injector

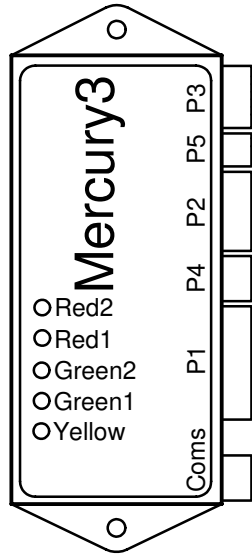
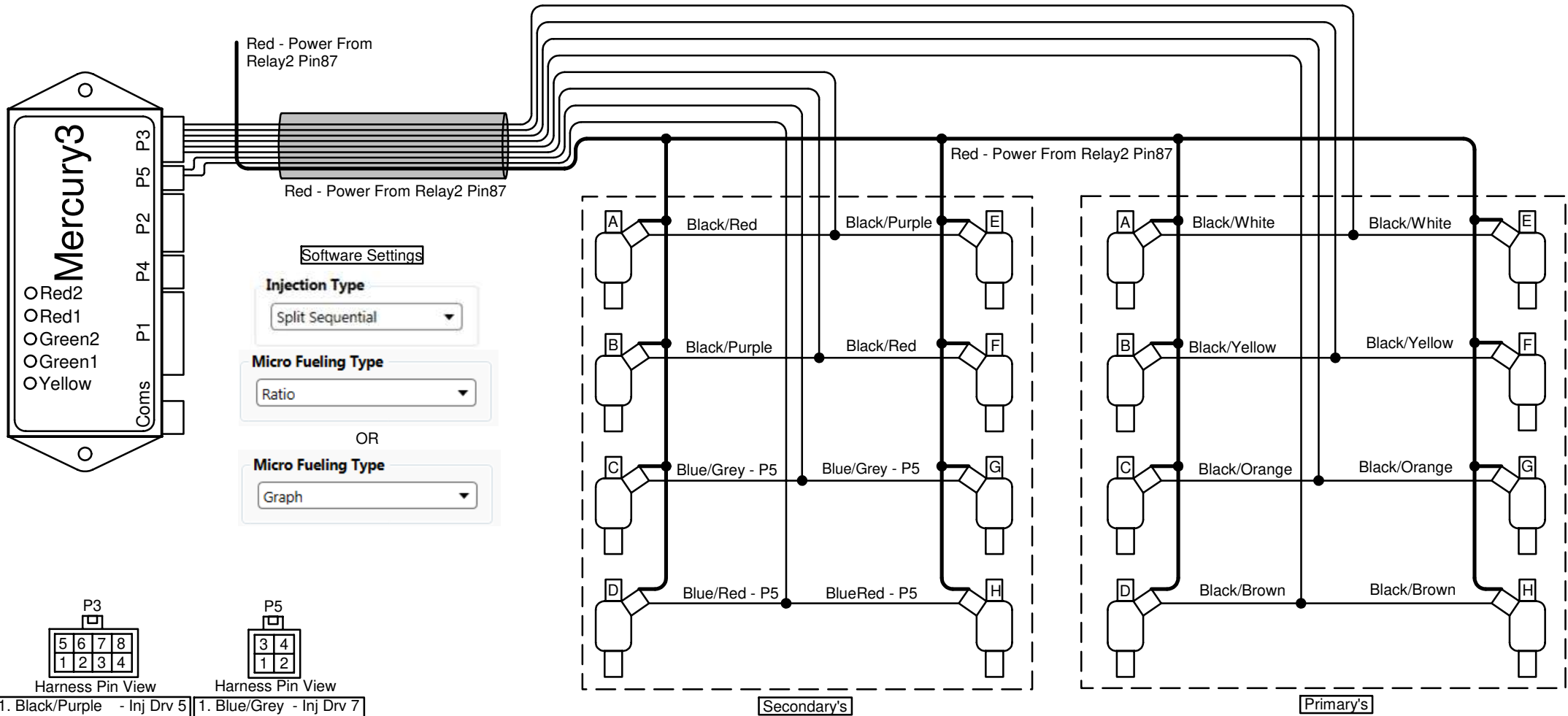
Last Changed: 22/10/2025

Harness Required: M63-P3, M65-P5



Write your firing order from left to right in the blocks above marked with an alphabetical letter. Then write the corresponding number on the corresponding injector with the same alphabetical letter in the drawing below. Do it for both sets of injectors. Now connect your injector number to the corresponding colour wire.

Note: The order of the injectors will differ on their placing on the engine, as long as it is connected to the same colour wire as this illustration.



Red - Power From Relay2 Pin87

Red - Power From Relay2 Pin87

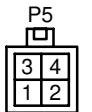
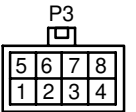
Software Settings

Injection Type

Micro Fueling Type

OR

Micro Fueling Type



- Connector Pinouts**
- 1. Black/Purple - Inj Drv 5
 - 2. Black/Orange - Inj Drv 3
 - 3. Black/White - Inj Drv 1
 - 4. Blue/Orange -
 - 5. Black/Red - Inj Drv 6
 - 6. Black/Brown - Inj Drv 4
 - 7. Black/Yellow - Inj Drv 2
 - 8. Green -

- 1. Blue/Grey - Inj Drv 7
- 2. Red/Blue -
- 3. Blue/Red - Inj Drv 8
- 4. Red/Black -

Secondary's

Primary's