

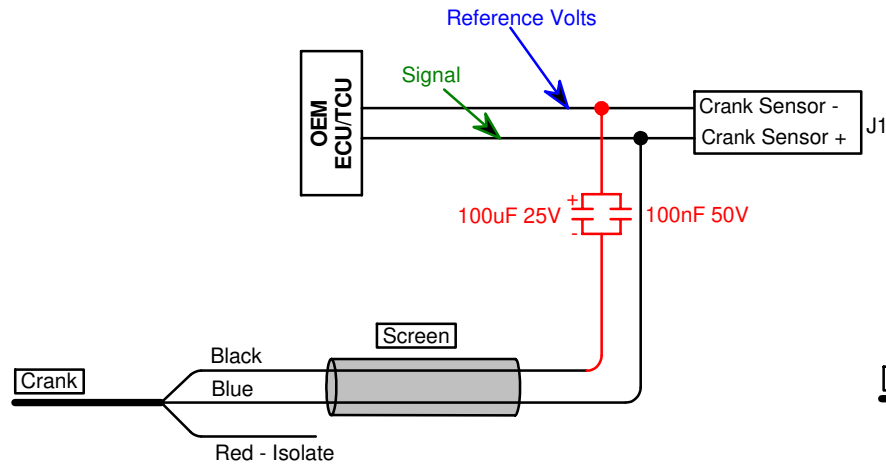
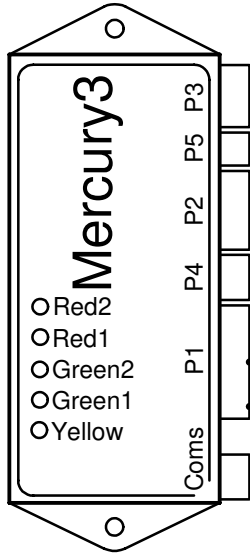
Mercury3 Crank and Cam Sensor Tap In

Last Changed: 08/05/2026

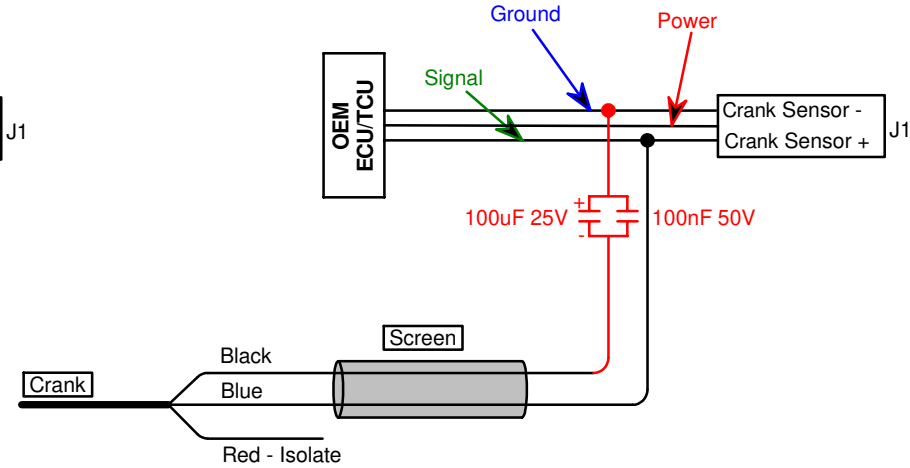
Harness: M60-P1, M61-P1

Magnetic Crank Sensor Tap-In and filter

Hall or Optic Crank Sensor Tap-In and filter



Note! Optional Capacitors from reference to black will help prevent interference in ECU earth differences. If not used, leave the black un-connected and isolate.

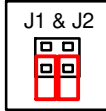


Note! Optional Capacitors from reference to black will help prevent interference in ECU earth differences. If not used, leave the black un-connected and isolate. Connect Mercury3 Earth to the OEM ECU Earth.

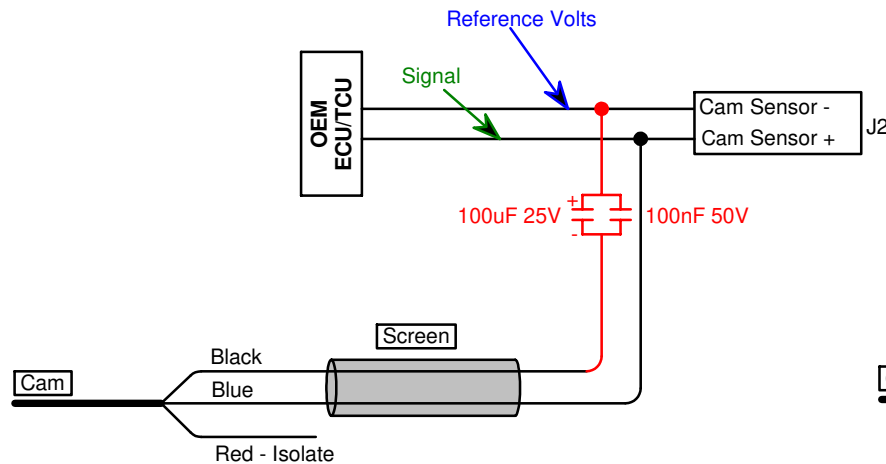
Magnetic Cam Sensor Tap-In and filter

Hall or Optic Cam Sensor Tap-In and filter

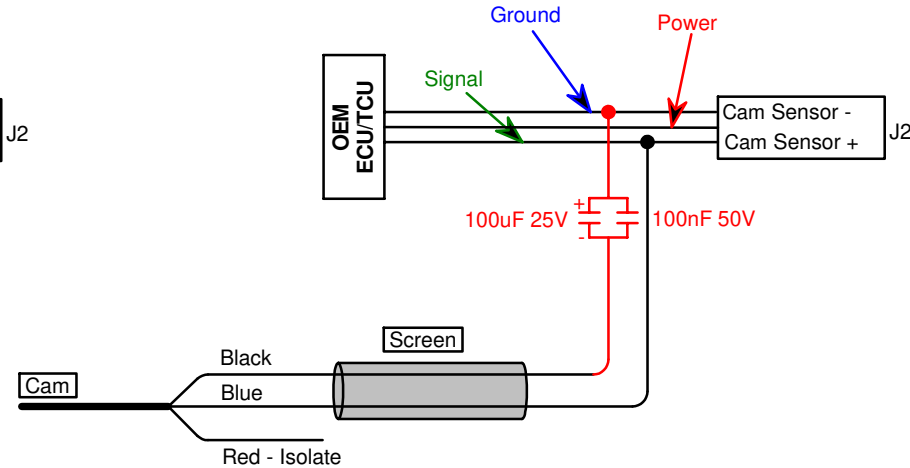
Jumpers Open



Tap-In Jumper Settings



Note! Optional Capacitors from reference to black will help prevent interference in ECU earth differences. If not used, leave the black un-connected and isolate.



Note! Optional Capacitors from reference to black will help prevent interference in ECU earth differences. If not used, leave the black un-connected and isolate. Connect Mercury3 Earth to the OEM ECU Earth.